



www.legacyacademy.com



Legacy Academy Flynn Crossing
5390 Flynn Crossing Dr
Alpharetta, Ga. 30005
(770) 475-1011



Legacy Lines

A Newsletter for Families

October 2022

HAPPY FALL Y'ALL!!!

Dear parents,

Fall has finally arrived! We are so excited about the change of season! We have great things in store for the month of October. Our Little Legacies will be learning about feelings, their senses, the fall season, and how to communicate with their friends! We are excited, and ready to have a spooktacular month!

Please remember to dress your child in weather appropriate clothing as the weather begins to change! Also, please send in an extra change of clothing and a light coat!

We are so excited about our upcoming events!!! We love family and community involvement!!!

Pink Out Friday, October 14, 2022

Please Dress Your Child in Pink in Support of Breast Cancer Awareness Month!!!

Trunk-Or-Treat

Friday, October 28, 2022

We would love for our parents to participate!!!!

Take a Peek Inside

From the Desk of...	1
Framework for Their Future® ~ October	2
Enhanced Learning ~ October	3
Enriched Learning Centers	4
Family Time: Explore Gourds	5

Let's Celebrate

Halloween
Monday, October 31st



October Class Themes of the Month



Dreamers ~ Theme: Snuggle Buggles

October brings with it fun activities, rhymes, fall fun, and so much more. Our little ones will learn about their five senses while participating in art, songs, and fingerplays. Fall, pumpkins, and sensory experiences round out this exciting time of year for our Dreamers.



Travelers ~ Theme: Happiness Is...

What does happiness mean to you? Your toddler will experience a variety of things that bring happiness. We will use our communication skills to discuss our feelings and learn that the way you feel is 'okay', whether happy, sad, silly, or even mad.




Adventurers ~ Theme: If You're Happy and You Know It, Clap Your Hands

Adventurers will continue to strengthen their sense of self by exploration, problem solving situations encountered in play, and distinguishing "me" from others. Additionally, they will enjoy fall rhymes, fingerplays, songs, and so much more. Circle time, focus areas, and small groups round out this fun time of year for our Adventurers.




Discoverers ~ Theme: Smiles, Frowns, Ups and Downs

The children will explore feelings with a lot of fall and Halloween fun mixed in. Plenty of finger-play activities, rhymes, and songs will meet the needs and abilities of these Discoverers. With new books to read about feelings and seasons, the children will surely enjoy this month and all that it brings.



Voyagers ~ Theme: Making Sense of the Senses

Our preschoolers will continue to learn about the new season while exploring their five senses. They will collect pictures to illustrate the senses and have opportunities to be successful, feel proud about their accomplishments, and become decision makers and problem solvers. You can't communicate too much, so keep up the fine work at home.




Explorers ~ Theme: Chefs and Cuisine

Our oldest children will have plenty of opportunities to create and explore during October. Competitions, poetry, and baking fragrant fall recipes bring this month to life. Children will enjoy stamp collecting and artwork, play reenacting, and lots and lots of pumpkin art! Your children will enjoy the upcoming academic calendar year and we will play our role by providing them with the support they need after the traditional school day ends.

October

Dreamers



Math- This month, children will begin differentiating between big and small. We will also read about counting numbers and begin exposing children to one-to-one correspondence.

Science- Dreamers will learn all about their noses this month. We will work on body part recognition and we will explore pumpkins while focusing on our five senses.

Social Studies- October's lessons will focus on being gentle with our friends and recognizing when someone is sad.

Travelers




Math- This month, Travelers enhanced math lessons will center around recognizing and differentiating between primary colors, reading books about shapes, and strengthening our shape recognition skills with a focus on squares.

Science- Travelers will work on body and sense correlation. We will continue exploring our five senses when we dig into a pumpkin!

Social Studies- Jr. Toddlers will learn all about manners and why they are important. They will also be introduced to forms of transportation.

Adventurers



Math- Adventurers will sing songs and read books about counting and shapes. The children will get into the fall mood with a pumpkin counting activity and will learn about squares!

Science- This month we will learn about the life cycle of a pumpkin and learn about planting seeds. Continuing our theme of growing things, we will also learn about the parts of a tree and will explore outside to try to recognize the parts on a real tree.

Social Studies- Sr. Toddlers will explore feelings and differentiating emotions. We will also focus on the importance of including friends in play.

Discoverers




Math- This month, we will begin to understand basic geometry concepts by discovering what a sphere is and what "round" means. Adventurers will also work on their sorting skills.

Science- Discoverers will be encouraged to think and make predictions about how many cups of pumpkin seeds will come from one pumpkin. They will conduct an experiment to determine if the insides of a pumpkin will float or sink as they practice recording data.

Social Studies- Students will learn about growing food and how it gets to a grocery store. They will also learn about emotional control and how to calm themselves when frustrated.

Voyagers



Math- Voyagers will work on understanding the basic geometry concepts and how figures are composed of different shapes. They will also work on counting to higher numbers by counting pumpkin seeds straight from a pumpkin.

Science- Voyagers will practice recognizing, identifying, and matching body parts to their senses. We will make sensory observations and determine what sense a person is using in real world scenarios. Voyagers will also learn about leaves and what purpose they serve for trees.

Social Studies- Voyagers will discuss what makes them frustrated and learn how to manage it appropriately. They will also learn about lakes as a foundation for learning geography.

Legacy Academy's Enriched Learning Centers

The classroom environment is the children's third teacher after parents and teaching staff. Legacy Academy classrooms are equipped with **enriched learning centers**. You may find yourself asking, "What do these centers provide for my children?" Below is a description of how our learning centers enrich children's development.



Dramatic Play centers facilitate creative expression and foster children's imagination. Together, they use teamwork to explore social roles and communication skills, offering children the ability to work through parts of our world that they want to create a deeper understanding of.

Block centers create a space for children to explore physics, mathematics and architecture. Children experiment with constructive play and build on their fine and gross motor skills while strengthening hand-eye coordination. Blocks are an introduction to geometry with shapes and spatial relationships.

Science centers encourage children to observe, experiment, analyze, and discover within their environments. Materials like magnifying glasses allow children to use their senses to explore, make predictions, and draw conclusions about the world around them.

Language and Literacy centers provide a foundation for early reading and writing. Writing centers provide a space to practice handwriting and explore ways writing is used in daily life, like journaling. Writing materials are also available in multiple places in the classroom, inviting children to record their thoughts and observations throughout the day.


Manipulative centers build children's fine motor and problem-solving skills. These centers are heavily focused on children's mathematical skills such as one-to-one correspondence, counting, sorting, classification, patterns, measurement, and seriation.

Sensory centers encourage children to manipulate materials and use their senses to explore them. Materials are updated and relate to the current curriculum theme and give children much needed sensory stimulation.

Art centers allow for a variety of creative expression outlets. Painting, drawing, and gluing exercises children's creative intuition while strengthening fine motor skills. Legacy Academy emphasizes process art, which allows children to freely express themselves while exploring various art materials and modalities. **Music and dance** materials stimulate a variety of neural pathways and engage not only fine motor skills but gross motor skills as well.


Social Studies centers foster cultural awareness in children, encouraging children to learn about similarities and differences between people, places, and environments. Children are also assigned classroom roles and responsibilities to foster a sense of classroom community.

October Books




Animal Kisses?

By: Sarah Bradshaw



It's Pumpkin Time

By: Zoe Hall



A Color of His Own

By: Leo Lionni

Explore Gourds

Supplies

Various Gourds
Paint



Directions

1. **Collect** different color, texture, and shape gourds
2. **Explore!** Encourage children to explore the different types of gourds. They can sort the gourds by different characteristics: bumpy and smooth, yellow and green, size, shape, etc. Encourage them to use various science tools, like magnifying glasses to explore the texture of the gourds in more detail.
3. **Document** the children's observations and explorations of the gourds. Have fun with the ways you document! Have your child write, draw, or paint them!
4. **Cut Open** the gourds with the children and allow them to explore the insides. They can scoop out the seeds, feel the flesh inside, count the seeds, plant them, see if they float or sink, etc. Let your child explore!

You can take this even further by graphing the differences between the different gourds. Example: Do larger gourds have the same number of seeds as the smaller ones?

Ask open ended questions like "What does that feel like?" or "What do you notice about the gourd?" or "What is the difference between these gourds?"

Picture from: <https://www.prekinders.com/fall-science-pumpkins-gourds-preschool-pre-k/>